




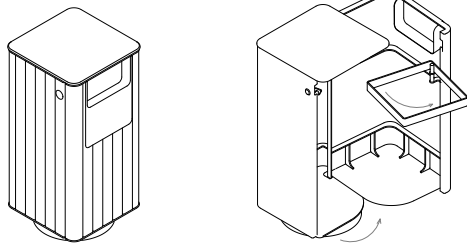
## EGEDAL 1 LITTER BIN

Design: VE2

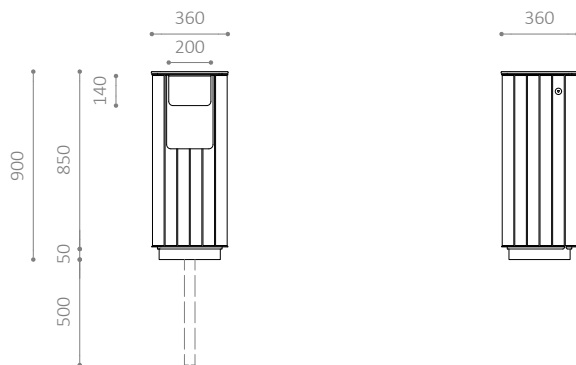
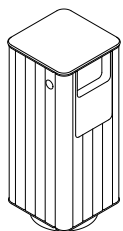
40, 80 or 105 litres with single or double side opening  
Casing and hatch with wooden slats in oil-treated or untreated mahogany (FSC®-certified)  
Side-hinged hatch with bag holder for easy emptying  
Front panel provides space for waste-sorting pictograms



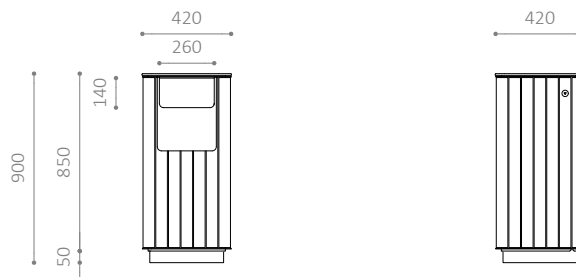
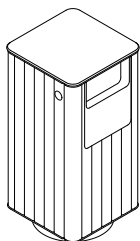
EGEDAL 1



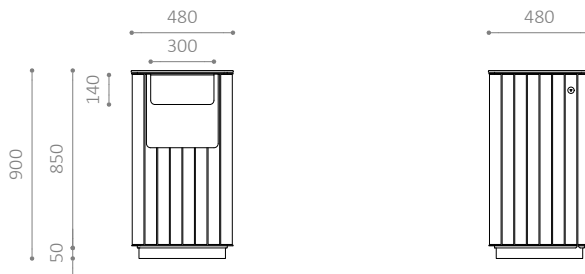
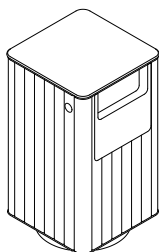
EGEDAL 1 40L



EGEDAL 1 80L



EGEDAL 1 105L



EGEDAL 1 LITTER BIN

- 40, 80 or 105 litres
- Single or double side opening
- Front panel provides space for waste-sorting pictograms
- 80 litres model available as EGEDAL MILJØ (modular bins for multiple waste fractions)
- Casing and hatch with wooden slats
- Side-hinged hatch with bag holder for easy emptying
- Also available in any RAL colour
- Opens with a triangular key – locks automatically when closed
- Can be equipped with a sensor to measure fill level

MATERIALS:

- Oil-treated, FSC®-certified mahogany
- Also available in untreated, FSC®-certified mahogany
- Hot-dip galvanised steel
- Also available in powder-coated, hot-dip galvanised steel

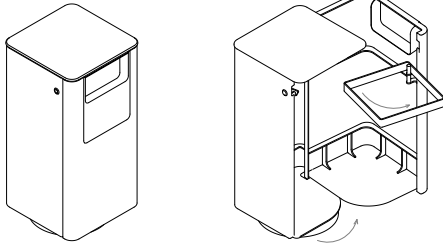
DIMENSIONS:

- Hatch/inner casing: 3 mm steel plate
- Top: 8 mm steel plate
- Front panel: 2 mm steel plate
- Cladding: 55 x 24 mm slats
- Base 40/80/105 litres: Ø 290/Ø 350/Ø 410 mm tubular steel

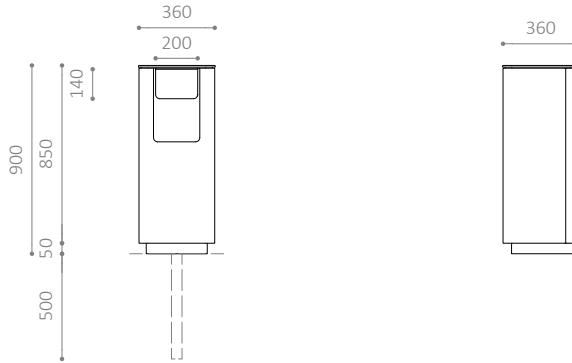
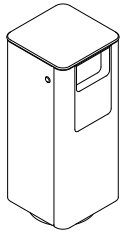
INSTALLATION:

- Can be cemented in or bolted to the ground
- Recommended base dimensions: Ø 400 x 500 mm
- Distance from ground to top edge: 900 mm

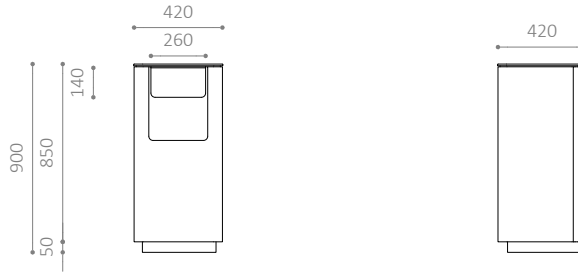
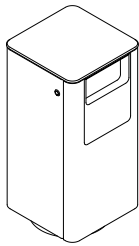
EGEDAL 2



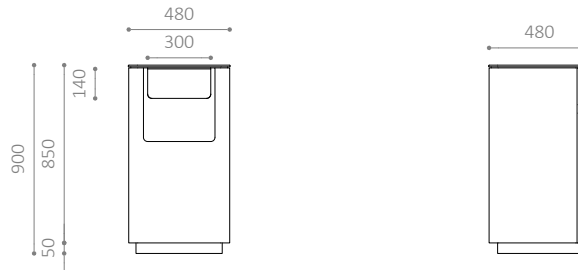
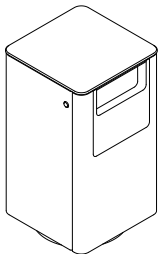
EGEDAL 2 40L



EGEDAL 2 80L



EGEDAL 2 105L



EGEDAL 2 LITTER BIN

- 40, 80 or 105 litres
- Single or double side opening
- Casing available smooth or with cut-out in your own design
- Front panel provides space for waste-sorting pictograms
- 80 litres model available as EGEDAL MILJØ (modular bins for multiple waste fractions)
- Side-hinged hatch with bag holder for easy emptying
- Also available in any RAL colour
- Opens with a triangular key – locks automatically when closed
- Can be equipped with a sensor to measure fill level

MATERIALS:

- Hot-dip galvanised steel
- Also available in powder-coated, hot-dip galvanised steel

DIMENSIONS:

Hatch/casing: 3 mm steel plate

Top: 8 mm steel plate

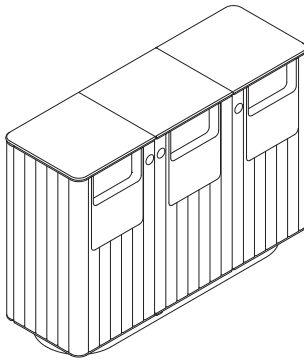
Front panel: 2 mm steel plate

Base 40/80/105 litres: Ø 290/Ø 350/Ø 410 mm tubular steel

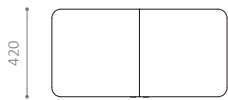
INSTALLATION:

- Can be cemented in or bolted to the ground
- Recommended base dimensions: Ø 400 x 500 mm
- Distance from ground to top edge: 900 mm

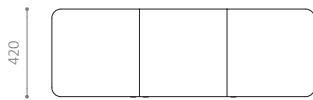
## EGEDAL MILJØ 1



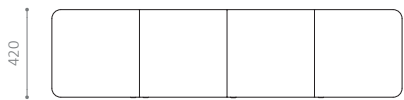
E 2x80L 840



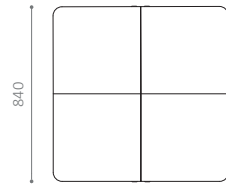
E 3x80L 1260




E 4x80L 1680




D 4x80L 840



D 6x80L 1260



D 8x80L 1680



### EGEDAL MILJØ 1 LITTER BIN

- 80 litres model as modular bin for multiple waste fractions
- Single or double side opening
- Front panel provides space for waste-sorting pictograms
- Casing and hatch with wooden slats
- Side-hinged hatch with bag holder for easy emptying
- Also available in any RAL colour
- Opens with a triangular key – locks automatically when closed
- Can be equipped with a sensor to measure fill level

### MATERIALS:

- Oil-treated, FSC®-certified mahogany
- Also available in untreated, FSC®-certified mahogany
- Hot-dip galvanised steel
- Also available in powder-coated, hot-dip galvanised steel

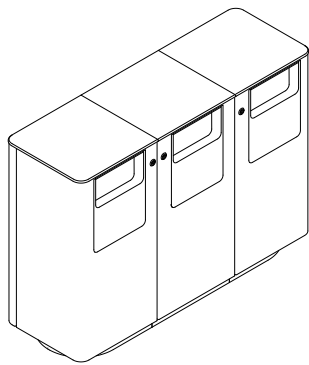
### DIMENSIONS:

Hatch/inner casing: 3 mm steel plate  
Top: 8 mm steel plate  
Front panel: 2 mm steel plate  
Cladding: 55 x 24 mm slats


### INSTALLATION:

- Can be cemented in or bolted to the ground
- Recommended base dimensions: Ø 400 x 500 mm
- Distance from ground to top edge: 900 mm


Contact HITSA for more information.



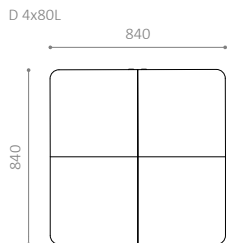

E 2x80L 840



E 3x80L 1260




E 4x80L 1680



D 6x80L 1260



D 8x80L 1680



#### EGEDAL MILJØ 2 LITTER BIN

- 80 litres model as modular bin for multiple waste fractions
- Single or double side opening
- Casing available smooth or with cut-out in your own design
- Front panel provides space for waste-sorting pictograms
- Side-hinged hatch with bag holder for easy emptying
- Also available in any RAL colour
- Opens with a triangular key – locks automatically when closed
- Can be equipped with a sensor to measure fill level

#### MATERIALS:

- Hot-dip galvanised steel
- Also available in powder-coated, hot-dip galvanised steel

#### DIMENSIONS:

Hatch/casing: 3 mm steel plate  
 Top: 8 mm steel plate  
 Front panel: 2 mm steel plate

#### INSTALLATION:

- Can be cemented in or bolted to the ground
- Recommended base dimensions: Ø 400 x 500 mm
- Distance from ground to top edge: 900 mm

Contact HITS A for more information.